


All about Non-ED visa

(Non-immigrant ED Visa) - Thai student visa



Non-immigrant visa



Non-ED

for students

Non-B/IB (smart visa)

for staffs,
lecturers

Non-RS

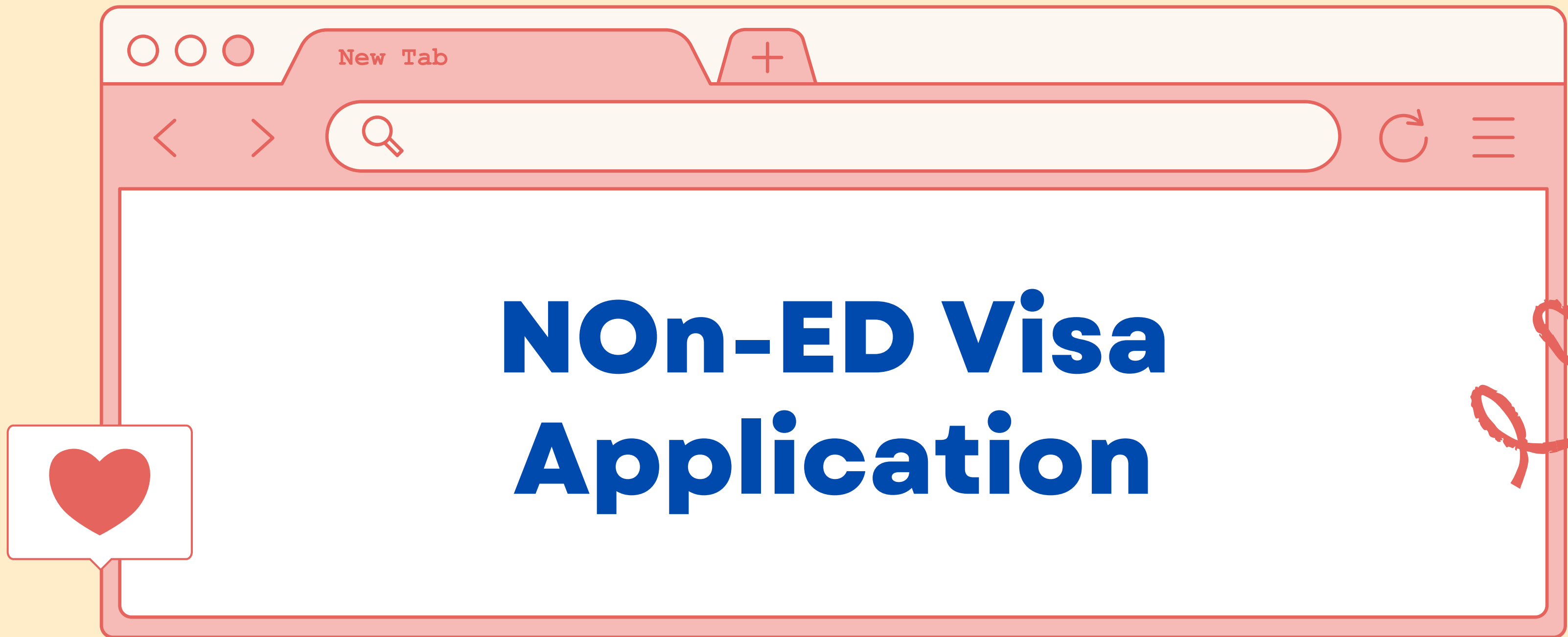
for researchers

Non-F

for a person who
performs official duties

Non-O

for dependent, volunteer
who works under
a foundation in Thailand



NON-ED Visa Application

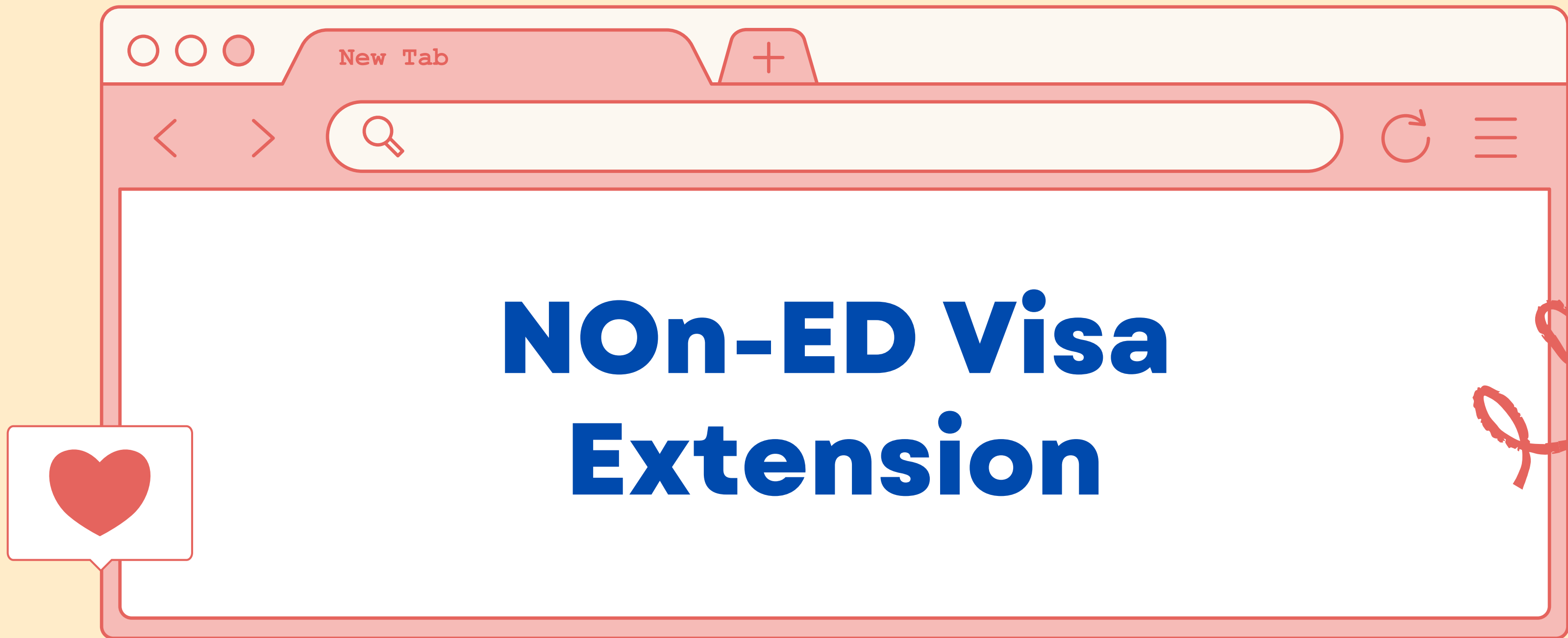


Required documents to the OIA:

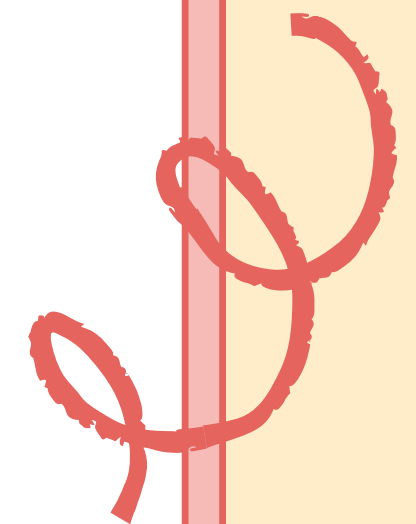



in order to issue a request letter

- ✓ Acceptance letter from MAIDS-GRID programme
- ✓ Vaccine certificate (at least 2 doses)
- ✓ health insurance
- ✓ copy of passport



NON-ED Visa Extension






Normally when the embassy grants foreigners a visa, that visa will be valid for 90 days or 3 months for them to enter Thailand.

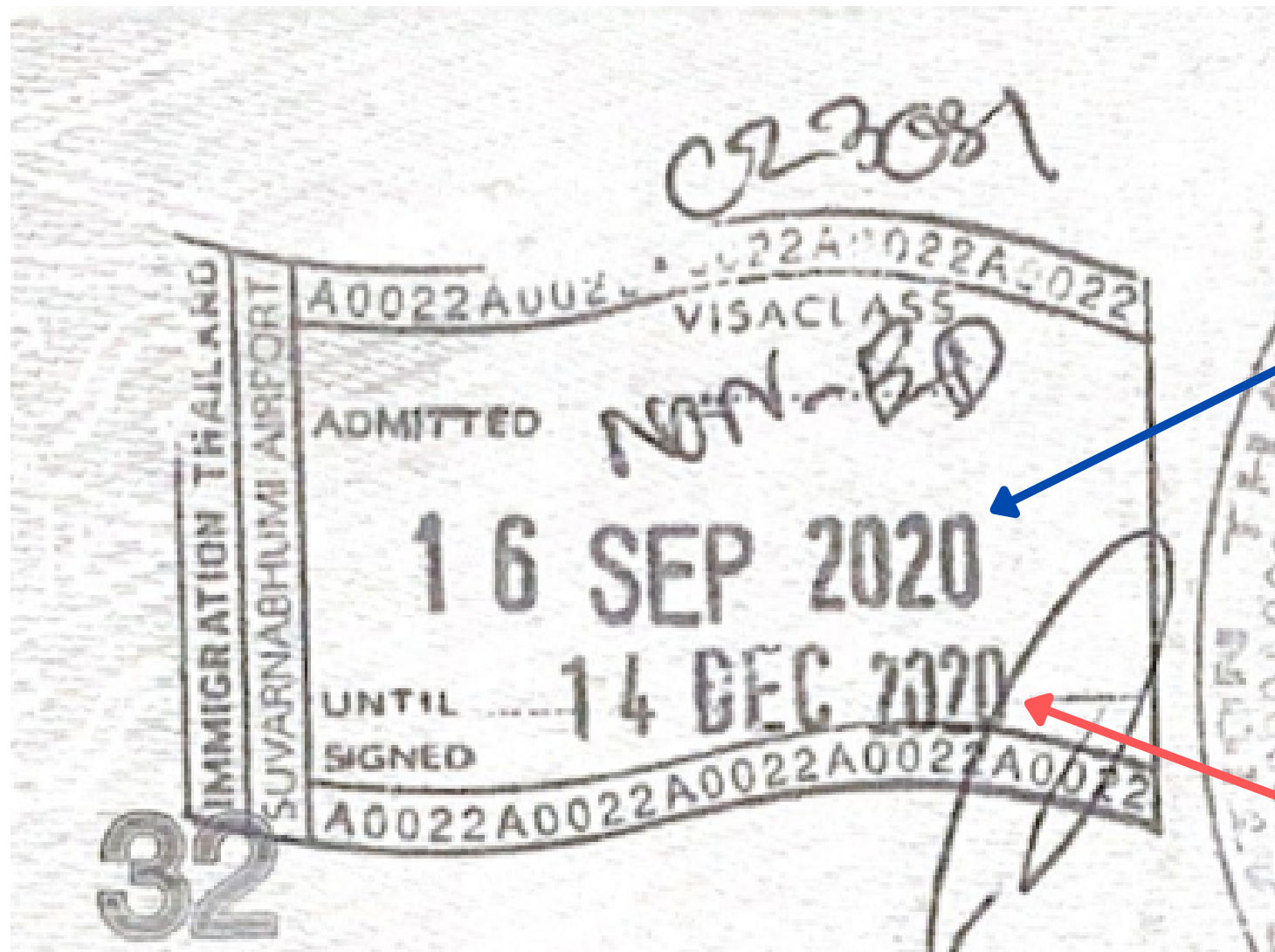
Check validity on Visa sticker



the last date to enter Thailand is
6 December 2020





Check Entry Stamp



Arrival date

last date of permission to stay
in Thailand
(last date to extend your visa)



Please note

Foreigners can request a visa extension of up to 1 year (per round) at the immigration office at Chaengwattana for 45 days before the expiry date. However, for student cases, the length of extension also depends on the academic year or semester they registered.

For the visa extension, students are required to submit a request letter issued by the OIA. The process at the OIA may take at least 2 weeks, every student must check their visa and contact the faculty's international affairs staff at least one month in advance.



If you are a MAIDS student, the first extension will be until the end of the academic year, for this round will be on 4 August 2023. And later than that you can request a visa extension per a trimester you register.

If you are a GRID student, during 3 academic years, you will get a one-year extension(per time) until the third academic year. And later than that you can request a visa extension per a trimester you register.



Required documents for Non-ED Visa Extension:

1. Application form (TM7)
2. 1 passport photo (4x6 cm)
3. Fee (1,900 Baht)
4. A photocopy of the passport
5. A photocopy of the page of the visa expiry date
6. A departure card (TM 6 card)
7. A letter issued by Chulalongkorn University in support of the application
8. Acknowledgment of terms and conditions for a permit of temporary stay in the Kingdom of Thailand
9. Acknowledgment of penalties for a visa overstay
10. Academic transcript
11. Accommodation contract
12. A report letter issued by the faculty of the student's affiliation on the total class

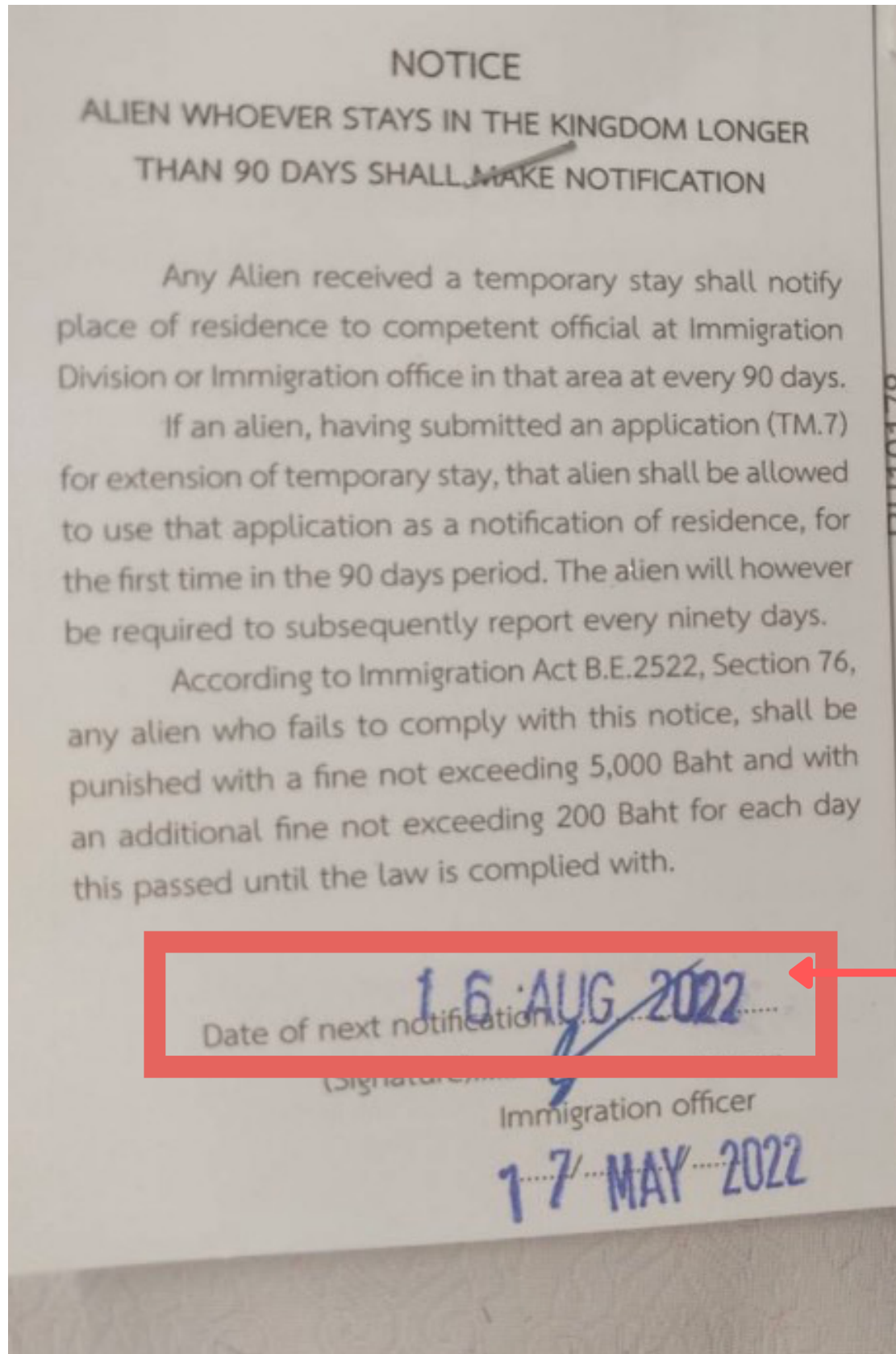



Please note

Any students who continue staying in Thailand after the expiry date without a visa extension will be overstayed. Any overstay will cost 500 baht per day but not exceed the amount of 20,000 baht or in the worst case, they are banned to enter the country.



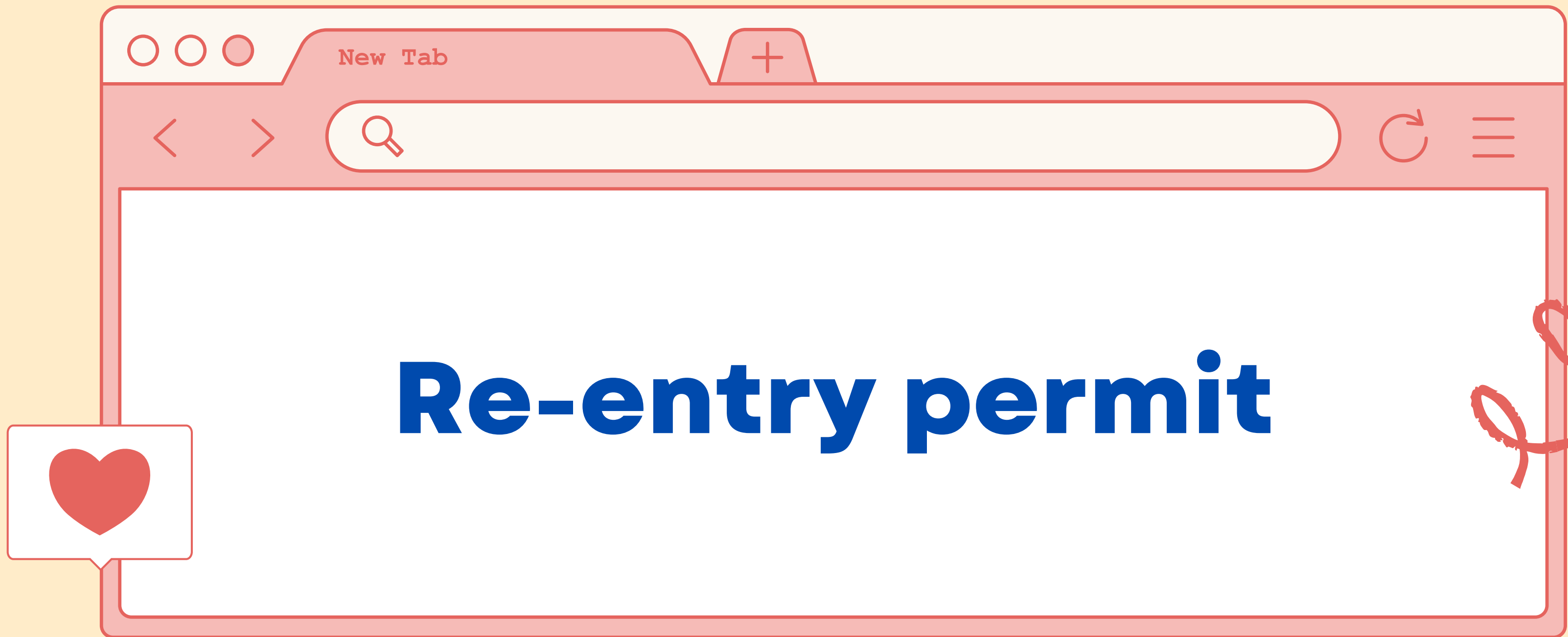
90 Days Report



Every 90 days of staying in Thailand you need to report to the immigration office at Muang Thong Thani center.

This 90 day report **is not related to** the visa extension, every time you extend your visa, you must always check the slip of the notification of 90 days report, otherwise, you will be punished with a fine according to the immigration bureau act.

Date of next notification



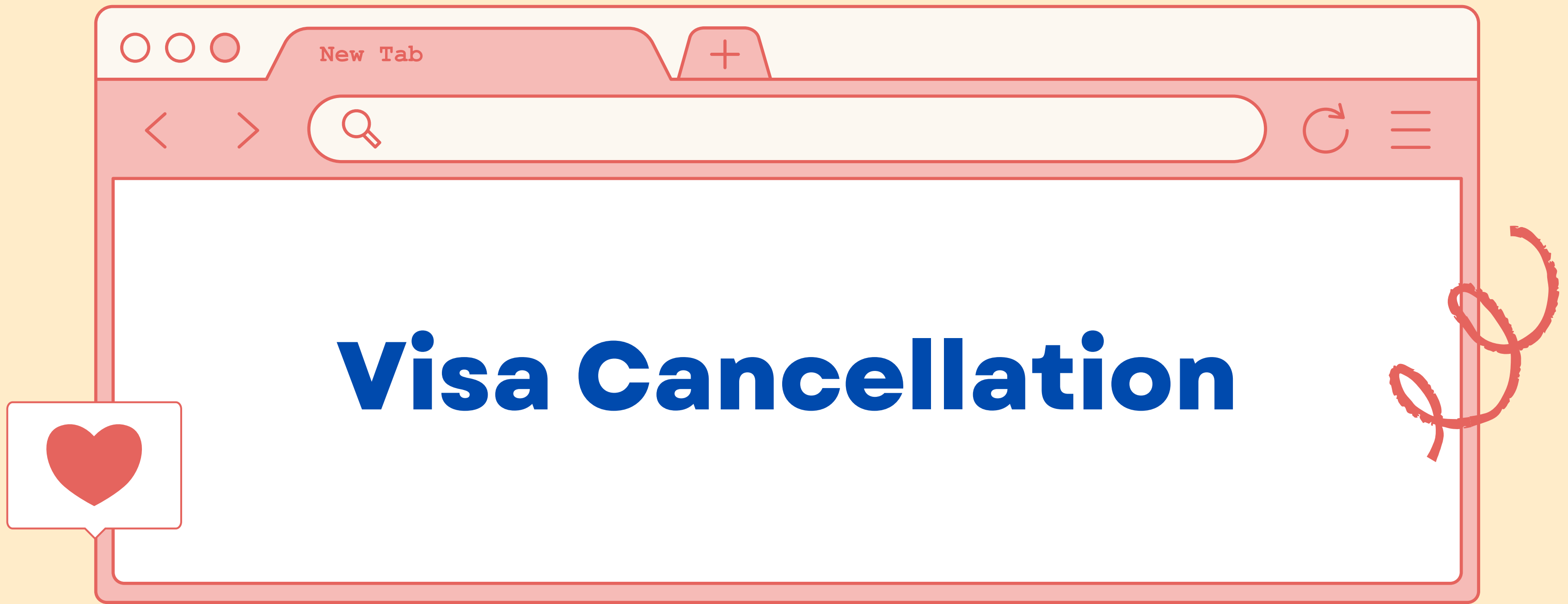
Re-entry permit





Those students who want to leave Thailand for a short/long-term visit during their visa are still valid, if their current visa is a single entry, they must apply for a re-entry permit at the immigration office in order to come back to Thailand. Otherwise, your visa will be automatically suspended once you leave the country.

Required documents for Re-Entry permit

1. Application form (TM.8)
2. 1 passport photo (4x6 cm)
3. A photocopy of the page of the visa expiry date
4. A departure card
5. Fee (1,000 Baht for a single re-entry and 3,800 Baht for a multiple re-entry)
6. Photocopy of the passport



Visa Cancellation



If you are going to graduate from MAIDS-Grid or resign from the programme or work in a company in Thailand, you must cancel your current non-ed visa.

Foreigners can contact the immigration office to cancel their visas 21 days before the expiry date. For MAIDS-GRID students 21 days before their student status end.



Required documents for Visa Cancellation

1. Request letter for visa cancellation issued by the OIA, Chula
2. transcript CR25+ a letter certifies that you've completed all coursework, submitted the thesis, and waiting for the faculty committee's approval for graduation. This letter will be signed by the faculty registrar.
3. Photocopies of:
 - Departure Card (TM6)
 - Passport bio page
 - ED visa page
 - Exit stamp (if any)
 - Latest entrance stamp/visa



For the graduation case, the last date to submit the visa cancellation and stay in Thailand is the day that your graduation request is submitted to the faculty committee and approved.

Students must inform the programme coordinator and the international affairs staff about their graduation plan for at least 2 months in advance, so the staff can help them get prepared for this step.

contact of International Affairs Staff:

MS.Chatkaew Kruidang (Kaew)

Chatkaew.kr@chula.ac.th

Tel:+ 662 218 7171